

# DCASE 2021 WORKSHOP

Statistics

facebook



**BOSE**

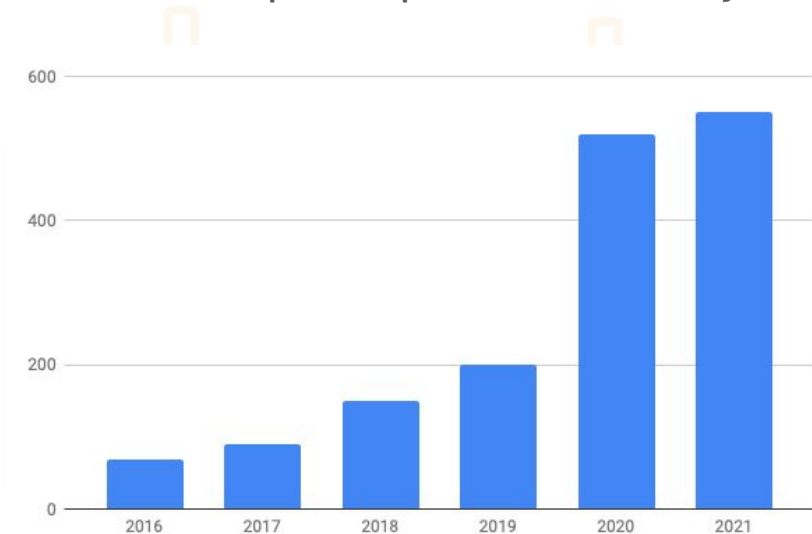
**HITACHI**  
Inspire the Next

**LINE**



## Number of attendees

- 554 registrations in 2021
- Number of participants over the years...



# DCASE

## 2021 WORKSHOP

facebook



**BOSE**

**HITACHI**  
Inspire the Next

**LINE**



cochl.

Dolby

Google

**MITSUBISHI**  
ELECTRIC  
Changes for the Better

**RION**

# Number of attendees

# DCASE 2021 WORKSHOP

*Top 5 YouTube views ranking (as of this morning...)*

Keynote A	163
Keynote B	104
Paper ID 10	109
Ensemble Of Complementary Anomaly Detectors Under Domain Shifted Con...	
Paper ID 70	109
Transfer Learning followed by Transformer for Automated Audio Captio...	
Paper ID 69	86
Waveforms and Spectrograms: Enhancing Acoustic Scene Classification ...	



Max ~130 simultaneous attendees in a Zoom meeting and ~70 simultaneous attendees in Gather Town virtual space

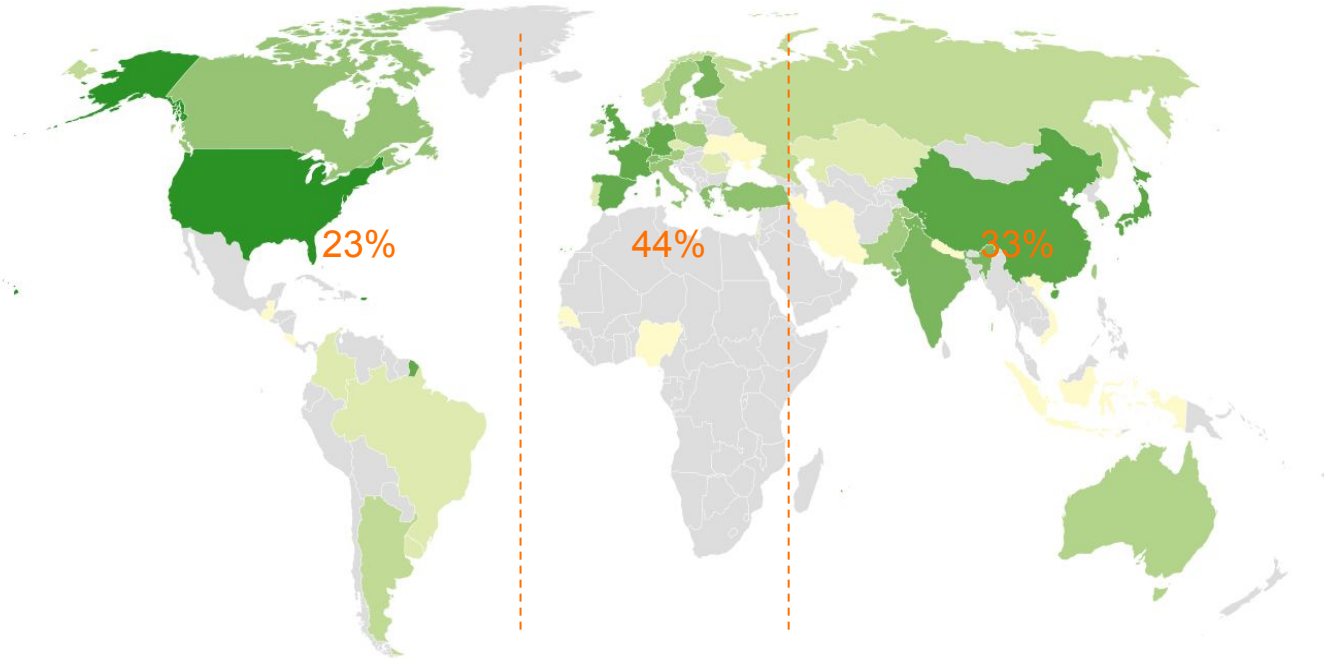
> 2100 video views in YouTube so far

250 users joined slack / >200 messages

# Participants per country

- In 2021, participants from more than 45 countries...

# DCASE 2021 WORKSHOP



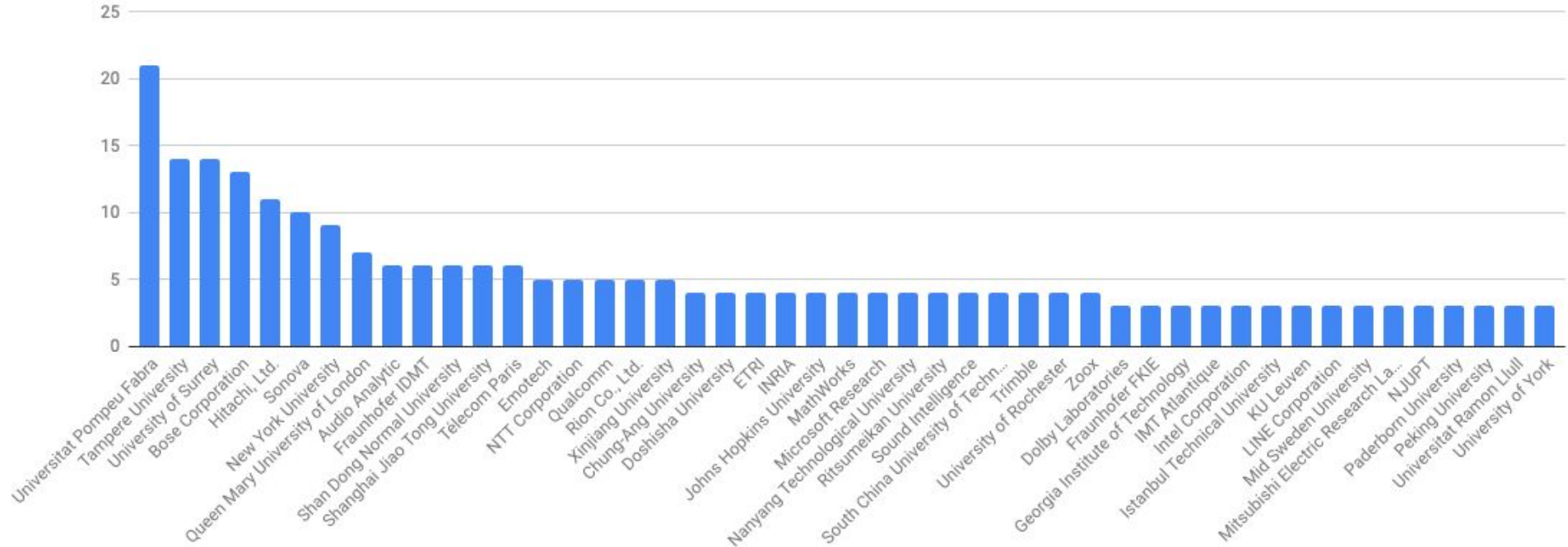
## TOP 10 countries per # attendees

USA	110
China	53
Japan	52
United Kingdom	43
Spain	37
France	34
Germany	31
Finland	16
Republic of Korea	16
India	15

# Affiliations



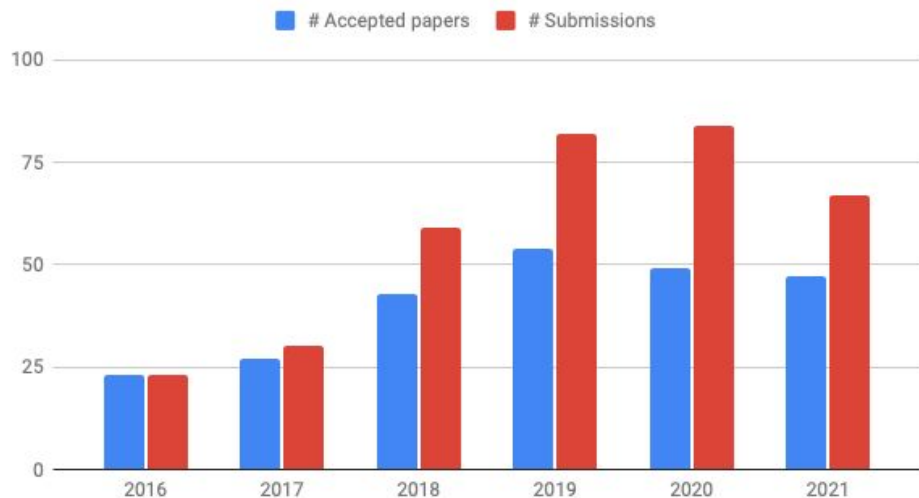
- >45 different affiliations with at least 3 attendees\*



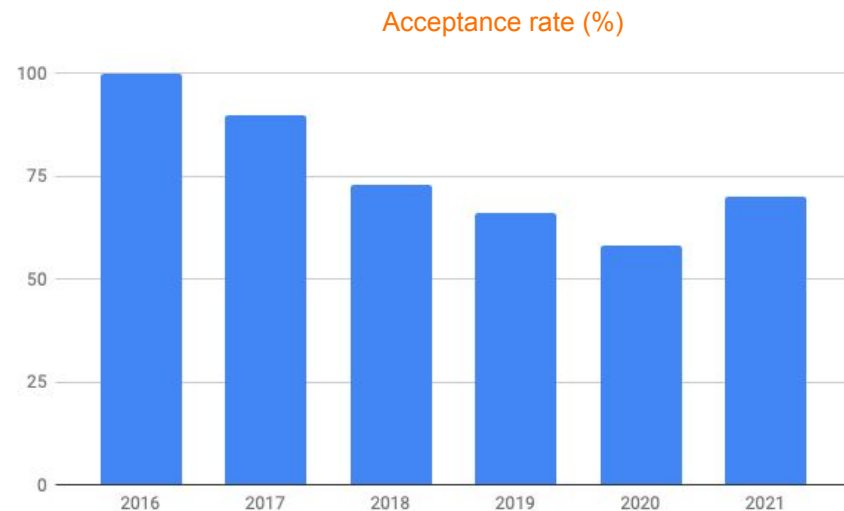
\* Even though some cleaning of the affiliation data was carried out, it still not be exact due to issues with abbreviations, alternative names/spellings, etc.

# Acceptance rate

- Less submissions than last 2 years
- Same number of accepted papers
- Increased acceptance rate



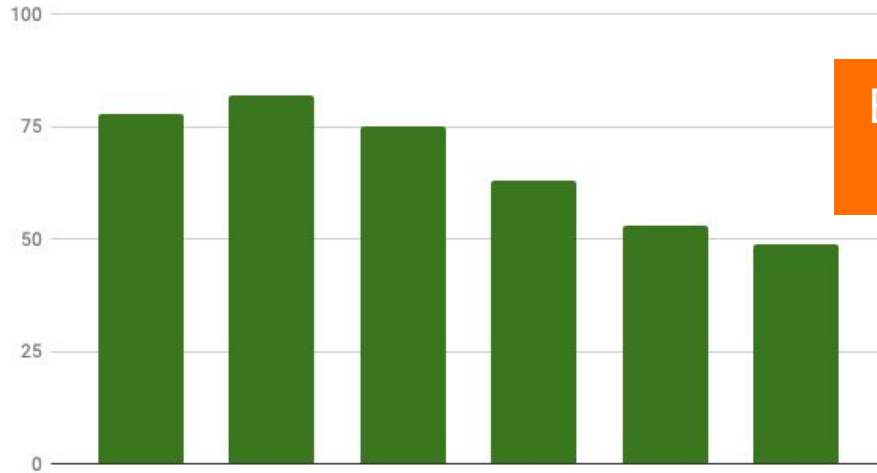
DCASE  
2021 WORKSHOP



# DCASE 2021 WORKSHOP

## Challenge related papers (%)

- Decreasing tendency...



BTW, many of these stats come from <http://dcase.community/events>

facebook



BOSE

HITACHI  
Inspire the Next

LINE



cochl.

Dolby

Google

MITSUBISHI  
ELECTRIC  
Changes for the Better

RION

## Accepted papers per topic

# DCASE 2021 WORKSHOP

	# accepted papers	acceptance rate
Automated audio captioning	10	91%
Sound event detection	9	64%
Acoustic scene classification	8	50%
Anomalous sound detection	7	100%
Sound event detection and localization	6	86%
Datasets, tools, meta analyses	5	63%
Bioacoustic event detection	1	100%
Explainable and interpretable methods	1	100%

facebook



BOSE

HITACHI  
Inspire the Next

LINE



Google





## Challenge stats

Edition	Tasks	Entries	Teams
<b>2013</b>	3	31	21
<b>2016</b>	4	84	67
<b>2017</b>	4	200	74
<b>2018</b>	5	223	81
<b>2019</b>	5	311	109
<b>2020</b>	6	473	138
<b>2021</b>	6	394	127



*Table copied from “challenge spotlights” presentation by Annamaria Mesaros*